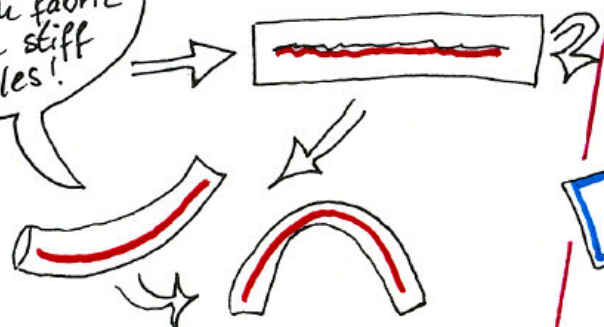
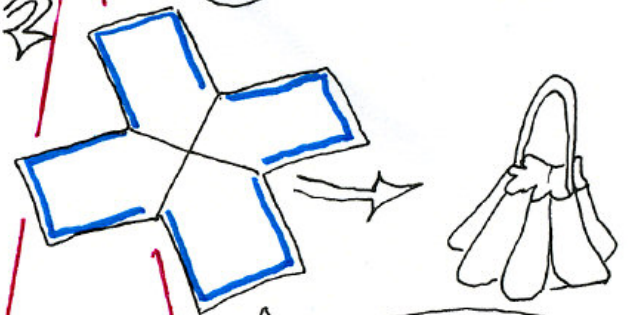


try covering cord with fabric to make stiff handles!



1 handles

2 shapes



"sew the pink edges together to make this pouch in shiny satin..."

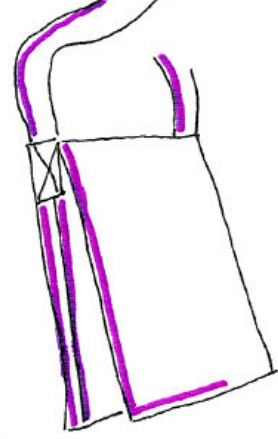


"hide or in felt for this cute boxy bag!"

BAGS



3 STARTER Project



"cut a long rectangular from denim, fold into desired shape and sew together, attach long denim strip as handles + decorate flap with textile colours..."


3 pockets



"use a leather remnant + cut a rectangular piece to make neat pockets for mobile, pens etc."

"use a special leather needle for the sewing machine - they are extra sharp + strong..."

4 zips



"the easiest way to make a zipped bag is to sew in the zip between two squares of fabric..."



go to a charity shop + get old belts etc. to recycle the buckles for your bag!